

Kellogg

TELEPHONE & SWITCHBOARD CORD GUIDE WITH PRICE SHEET 1939

Sales brochure of Kellogg's telephone and switchboard cords of various makes with a cross reference chart to other cord brands.

Printed by letterpress in two color on 80# cover and one color on 20# coated stock, 10 3/4 X 10 3/4 and folded to 5 3/8 X 10 3/4 inches to create a 28 page brochure.

Scanned from a document furnished by Odis LeVrier, House of Telephones, San Angelo, TX
www.houseoftelephones.com

Adobe Document Produced by Mike Neale, Member of
Antique Telephone Collectors Association US
Telephone Collectors International US
Telecom Heritage Group UK

www.kelloggtelephone.com

Adobe Document Copyright 2006, Mike Neale, Midland, Texas, USA



www.atcaonline.com



www.telephonecollectors.org



www.thg.org.uk

COMPLETE

TELEPHONE & SWITCHBOARD


CORD GUIDE

MOST COMPLETE
LISTING OF
TELEPHONE AND
SWITCHBOARD
CORDS of VARIOUS
MAKES
WITH KELLOGG EQUIVALENTS
BULLETIN 212

EASY
TO USE

KELLOGG

SWITCHBOARD & SUPPLY CO.
6650 SOUTH CICERO AVENUE CHICAGO



Copyright 1939

KELLOGG

SWITCHBOARD & SUPPLY CO.
6650 SOUTH CICERO AVENUE CHICAGO

USE THIS HANDY CORD GUIDE FOR ALL YOUR CORD REQUIREMENTS

THIS cord guide makes it easy for you to order ALL your cords from one source. There is a Kellogg cord for every make and type of equipment. The most popularly used cords are listed in these pages. Others are available in stock for immediate shipment or can be quickly made up on order. This book contains 3 sections including a complete list of Kellogg cords, Kellogg equivalents of other manufacturer's cords and cord drawings with specifications. All are arranged for quick reference and are classified according to type and number of conductors. Both old and new code numbers are shown wherever changes have been made. Keep this guide handy at all times. Its constant use will assure you of getting the finest cords money can buy, without paying a premium.

● SECTION 1 COMPLETE CLASSIFIED LIST OF KELLOGG CORDS

Pages 5 to 7 list all standard Kellogg cords. Opposite each cord code number is the page number on which can be found a drawing and detailed description of that cord.

● SECTION 2 KELLOGG EQUIVALENTS OF OTHER CORDS


Pages 8 to 10 contain a list of other manufacturer's cords, with Kellogg equivalents. If you are using some other manufacturer's cords, simply look up the code number in Section 2 and you will find the Kellogg cord which replaces it. This makes it easy to specify Kellogg cords for all your replacements, and assures you of getting the most cord value for your money.

● SECTION 3 SPECIFICATIONS AND CORD DRAWINGS

Pages 11 to 25 contain cord drawings, listed by types, and detailed descriptions. In some cases the equipment with which the cord is used is also shown.

● CORD TIPS — ACTUAL SIZE — PAGE 25

NEW GIANT FACTORY
AND OFFICES OF THE
KELLOGG SWITCHBOARD
& SUPPLY COMPANY.



WHY KELLOGG CORDS ARE YOUR BEST BUY!



YEAR after year, in thousands of exchanges everywhere, Kellogg cords are on the job. They are the standard cord of so many exchanges because most telephone men know that these good, long life cords eliminate subscriber complaints and keep operating costs down.

Kellogg's modern laboratory is constantly developing new and better materials and finding improved methods of manufacture and construction. These are the reasons why Kellogg cords are uniformly superior. They stand the jerking and twisting of everyday service far better and longer than do ordinary cords.

25% TO 35% MORE LIFE!

The newer materials and modern methods used in the manufacture of Kellogg cords have increased their life by 25% to 35%! This means longer wear and lower cost per year of service.

Conductors of all Kellogg cords are made up of six strands of a high quality bronze tinsel. Each strand consists of two ribbons of this tinsel spirally wrapped over a long-fibre cotton center. The conductors are of a tough, elastic material having high conductivity and the ability to stand up under the most exacting requirements.

Over this strong, pliable conductor, two wraps of genuine silk are applied in opposite directions. The covering is then impregnated with a moisture-proof sealing compound of high dielectric strength. One of the advantages of this special compound is that it does not harden and become brittle. This moisture-proofed conductor is then covered with a closely woven, soft cotton braid

← **Kellogg** →

and, in the case of instrument cords, is finished with an application of a closely woven, mercerized cotton outer braid.

On finishing switchboard cords, an overall braid of selected glazed cotton is applied, and, for extra reinforcement at the plug end, this braid is doubled for a distance of twelve inches. Both instrument and switchboard cords employ braids that have been carefully chosen for their long wearing qualities and good appearance.

BRAIDING . . . AN IMPORTANT FACTOR IN CORD ENDURANCE

The proper application of the braid is one of the most important factors in producing a cord that will stand up well in service. A loosely woven braid wears quickly — a too tightly woven braid binds the tinsel. It takes exacting equipment and long experience to braid cords properly. But that isn't all! . . . the type of fibre used, the size and quality of thread, the setting of machines, etc., are details which must have exacting attention. Kellogg buys cotton and silk in skeins and spools which are thoroughly tested in the laboratory. In this way, raw material is kept under observation to assure uniformity of quality and production. Every lot of tinsel is laboratory checked to see that it meets Kellogg specifications. Every cord is tested in the final inspection department for shorts, conductivity, evenness of braid, tightness of terminal contacts, etc. This watchfulness and precision in Kellogg production are your assurance of getting the finest quality in every cord.

KELLOGG CORDS ARE BETTER . . . YET COST NO MORE!

Kellogg makes and sells more cords than any other independent company — and that's concrete evidence of the high regard telephone men have for them. Years of experience, skilled workmen, modern machines, a fully equipped laboratory and vast buying power mean tremendous production, unequalled quality and lowest prices.

You pay no premium for Kellogg cords, yet they make your dollars go farther.

Kellogg

SECTION 1

KELLOGG CORDS LISTED BY TYPES



● Here is a complete list of Kellogg cords conveniently arranged for quick reference. Each cord is shown by number and arranged according to the type and number of conductors. Where an old cord has been replaced, both the old and new code numbers are shown. Opposite each code number is a reference to the page which contains the specifications and drawing of that cord.

HANDSET CORDS

Order Code No.	Replaces Former Kellogg Cord No.	Specification and Cord Drawing on Page
F673-G		11
F704-G		11
F621-G		11
F729-G		11
F690-G		12
F698-G		12
F699-G		12
F699-GA		12
F454-G		12
F717-G		12
F718-G		12

DESK STAND CORDS

TWO CONDUCTOR

F665-D	F100-D	13
665-D	100-D	13
F665-DA		13
665-DA		13
F665-DB		13
667-D	581-D	14

THREE CONDUCTOR

F639-D	F479-D	14
F730-D		14
F640-D	F636-D	14
641-D	150-D	14
F641-D	F150-D	14
F641-DA		14
669-D	452-D	14
F674-D		15
F686-D		15

FOUR CONDUCTOR

189-D		15
F480-D		15
F480-DA		15
487-D		15
F666-D	F102-D	16
666-D	102-D	16
F685-D		16
F685-DA		16
F731-D		16

Kellogg

KELLOGG CORDS (Continued)**FIVE CONDUCTOR**

Order Code No.	Replaces Former Kellogg Cord No.	Specification and Cord Drawing on Page
F103-D		16
103-D		16
488-D		17
F720-D		17

DESK STAND TRANSMITTER CORD

505-T		17
-------	--	----

RECEIVER CORDS

F644-TR	F 98-TR	17
644-TR	98-TR	17
F716-TR		17
F644-RA		18
644-RA		18
F642-TR	197-TR	18
646-TR	207-TR	18
F732-R		18
668-TR		18
682-TR		18
F687-TR		18
617-TR		18

OPERATOR'S CORDS**RECEIVER
TWO CONDUCTOR**

708-OR	26-OR	19
710-OR	110-OR	19
710-OA		19
710-OB		19
237-OR		19
466-OR		19
468-OR		20
492-OR		20
719-OR		20

**BREASTPLATE TRANSMITTER CORD
TWO CONDUCTOR**

726-T		21
-------	--	----

FOUR CONDUCTOR

712-O	67-O	20
709-O	199-O	20
483-O		20
721-O	670-O	21
722-O	672-O	21
711-O	111-O	21
713-O	439-O	21
E.S. 2037 Item 1		21

KELLOGG CORDS (Continued)**SWITCHBOARD CORDS****TINSEL****TWO CONDUCTOR**

Order Code No.	Replaces Former Kellogg Cord No.	Specification and Cord Drawing on Page
301-TO		22
301-A		22
301-B		22
324-TO		22
397-TO		22

THREE CONDUCTOR

309-TO		23
309-A		23
326-TO		23
390-TO	396-TO	23
391-TO		23

STEEL AND TINSEL CORDS**TWO CONDUCTOR**

304-ST		23
353-ST		24
323-ST		24

THREE CONDUCTOR

303-ST		24
325-ST		24
358-ST		24

PATCHING AND TRANSMITTER CORDS

Patching Cord		24
---------------	--	----

SUSPENDED TYPE TRANSMITTER CORDS

499-T		25
465-T		25
261-OT		25

**FLEXIBLE INSULATED STRANDED
WIRE**

F137		25
F1107		25

SECTION 2

KELLOGG EQUIVALENTS OF OTHER CORDS



HERE are listed other manufacturers' cords and the code numbers of the Kellogg Equivalents. In each case the Kellogg cord shown is the equivalent in size, trim, appearance and color, and is specifically designed to fit the same equipment as the cord it replaces. By equivalent we mean that the cords can be used in place of other manufacturers' cords for the same purpose. Simply locate the cord you need in the left hand column, and order the Kellogg code number shown in the center column. For detailed information on any cord, refer to the drawing on the page indicated in the right hand column.

AMERICAN, AUTOMATIC and MONARCH LISTED BY TYPES

HANDSET CORDS

American, Automatic & Monarch Code Numbers	Order Kellogg Equivalent	Specification and Cord Drawing on Page No.
AH-10 replacing CD-306453	F699-GA	12
AH-10 replacing D-542229	F699-GA	12
AH-11 replacing CD-301448	F690-G	12
AH-11 replacing D-542271	F690-G	12

DESK STAND CORDS

AD-10 replacing CD-209472	F641-DA	14
AD-10 replacing D-542275	F641-DA	14
AD-10 replacing D-541844	F641-DA	14
AD-11 replacing CD-225472	F720-D	17
AD-11 replacing D-541864-A	F720-D	17
AD-11 replacing 542499-A	F720-D	17
AD-12 replacing CD-203472	F665-DA	13
AD-12 replacing D-541871	F665-DA	13
AD-13 replacing CD-215472	F480-DA	15
AD-13 replacing D-542273	F480-DA	15

RECEIVER CORDS

AR-11 replacing CD-104436	F-642-TR	18
AR-11 replacing MC-5430	F-642-TR	18
AR-12 replacing MC-5431	F-644-RA	18
AR-12 replacing CD-109436	F-644-RA	18
AR-31 replacing CD-100436	644-RA	18
AR-31 replacing MC-54201	644-RA	18
AR-31 replacing MC-5429	644-RA	18
D-541846	F-644-TR	17

SECTION 2

American, Automatic and Monarch (Cont'd)

OPERATORS' CORDS

American, Automatic & Monarch Code Numbers	Order Kellogg Equivalent	Specification and Cord Drawing on Page No.
DB-10 replacing CD-507488	483-O	20
DB-10 replacing MC-5496	483-O	20
DA-10 replacing CD-502472	710-OA	19
DA-10 replacing MC-5499	710-OA	19
DB-11 replacing CD-506488	E.S. 2037, Item 1	21
DB-11 replacing MC-5497	E.S. 2037, Item 1	21
DB-12 replacing CD-509464	722-O Braid Overall	21
DB-12 replacing MC-54220	713-O Plaited	21

SWITCHBOARD CORDS

DS-10 replacing CD-403448	301-A	22
DS-10 replacing MC-5442	301-A	22
DS-12 replacing CD-403460	301-A	22
DS-12 replacing MC-5443	301-A	22
DS-13 replacing CD-403472	301-A	22
DS-13 replacing MC-5444	301-A	22
DS-14 replacing CD-404472	301-A	22
DS-14 replacing MC-54103	301-A	22
DS-15 replacing CD-404460	301-A	22
DS-15 replacing MC-54111	301-A	22
DS-16 replacing CD-406448	309-A	23
DS-16 replacing MC-54229	309-A	23
DS-17 replacing CD-406460	309-A	23
DS-17 replacing MC-54230	309-A	23
DS-18 replacing CD-406472	309-A	23
DS-18 replacing MC-54231	309-A	23
DS-19 replacing CD-406484	309-A	23

STROMBERG-CARLSON CORDS LISTED BY TYPES

HANDSET CORDS

Stromberg-Carlson Code Nos.	Order Kellogg Equivalent	Specification and Cord Drawing on Page No.
MC-3B	F704-G	11

DESK STAND CORDS

MD-2D	665-DA	13
MD-2F	F665-DB	13
MD-3C	F686-D	15
MD-3F	F686-D	15
MD-4C	F685-DA	16

RECEIVER CORDS

MR-2G	F687-TR	18
-------	---------	----

OPERATORS' CORDS

MO-2I	710-OB	19
MO-4F	722-O	21

SWITCHBOARD CORDS

MS-23G	301-B	22
MS-22F	324-TO	22
MS-32K	390-TO	23

Kellogg

Kellogg

KELLOGG EQUIVALENTS (Cont'd)

WESTERN ELECTRIC CORDS LISTED BY TYPES

HANDSET CORDS		
Western Electric Code Nos.	Order Kellogg Equivalent	Specification and Cord Drawing on Page No.
H3B9	F729-G	11
DESK STAND CORDS		
550	F639-D	14
D3P9	F730-D	14
D4S9	F731-D	16
231	F480-D	15
548	505-T	17
RECEIVER CORDS		
R2B	F732-R	18
549	646-TR	18
OPERATORS' CORDS		
254	466-OR	19
369	492-OR	20
L-2C	726-T	21
SWITCHBOARD CORDS		
493	397-TO	22
S-2A	397-TO	22
S-3A	390-TO	23
S-3B	391-TO	23
437	465-T	25

LEICH ELECTRIC CORDS LISTED BY TYPES

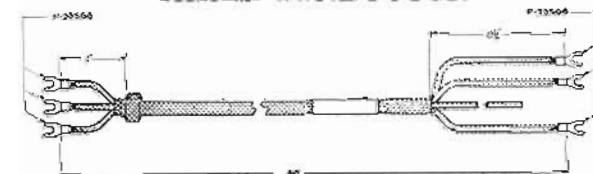
RECEIVER CORDS		
Leich Electric Code Nos.	Order Kellogg Equivalent	Specification and Cord Drawing on Page No.
11-A	F642-TR	18
11-B	644-TR	17
11-C	F644-TR	17
OPERATORS' CORDS		
31	708-OR	19
14-B	709-O	20
30-RL	713-O	21
SWITCHBOARD CORDS		
3 2-Conductor	301-TO	22

SPECIFICATIONS AND CORD DRAWINGS

HANDSET CORDS

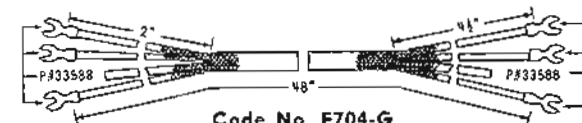
THE conductors of Kellogg handset cords, like the desk stand cords, are made of six strands of highest quality bronze tinsel, each strand having two spiral ribbons. This is scientifically wrapped on a cotton center to give maximum strength and flexibility. The tinsel is absolutely sealed against moisture and oxidation by a special insulation. This is then protected by a closely woven cotton inner braid, and followed by the application of a heavy brown mercerized cotton outer braid. Terminals are firmly fastened, and grommets or tie cords are provided to take the strain off the conductors while in use. This construction gives Kellogg cords the stamina to withstand the constant twisting, jerking and bending that subscribers subject them to. Any cord listed here can also be furnished in different lengths and trim to meet any special requirement. When ordering special cords, please be sure to specify the overall length, the length of the ends, and the code number of terminals desired. Actual size drawings of terminals and code numbers are shown on page 25. If convenient send a sketch of the cord you want with this information, or, better yet, send one of your old cords as a sample. This assures prompt, satisfactory service.

THREE CONDUCTOR



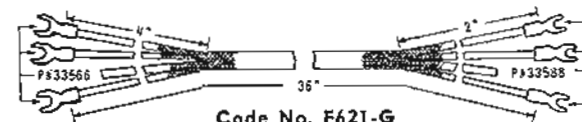
Code No. F673-G

Tracer colors red, yellow, green. Fits Kellogg F27-C hand piece as used on Kellogg Masterphones of all types.



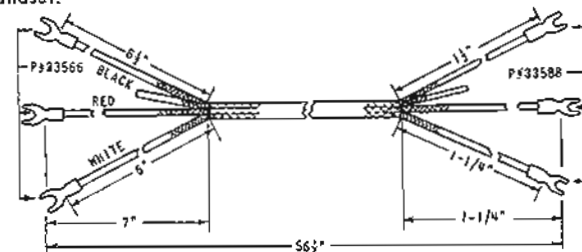
Code No. F704-G

Tracer colors green, red and orange. Replaces S. C. No. MC-3B and MC-3F cords.



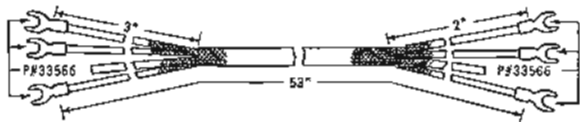
Code No. F621-G

Tracer colors solid, black and yellow. Used with Kellogg No. 22 handset.

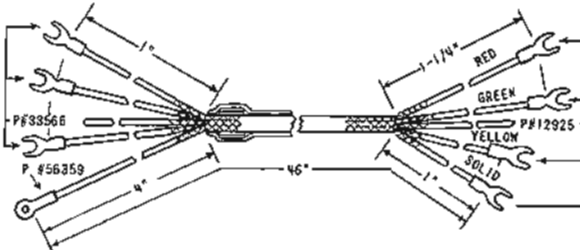


Code No. F729-G

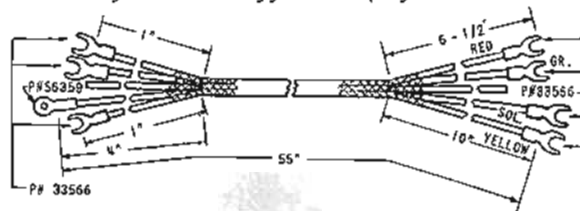
Red, white and black rubber covered conductors. Replaces W.E. No. H3B9 cord. Used with W.E. No. E1B-3 handset. Equipped with metal stay clip.

HANDSET CORDS [Cont'd]**Code No. F690-G**

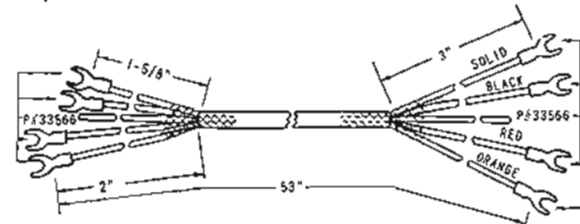
Tracer colors solid, red and orange. Replaces AE Nos. AH-11, D-542271, and CD-301448 cords. Fits A. E. Monophones.

FOUR CONDUCTOR**Code No. F698-G**

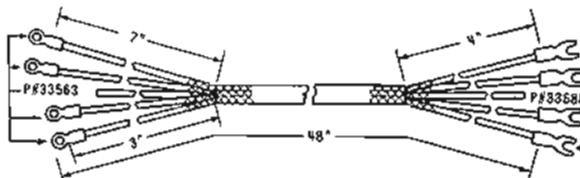
Box end arranged to fit Kellogg No. 145 plug.

**Code No. F699-G**

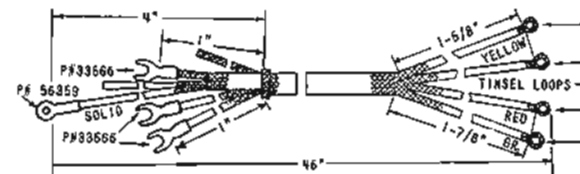
Four conductor cord with terminals to fit the receiver and transmitter binding posts in wall telephones when replacing the conventional parts with a hand set.

**Code No. F699-GA**

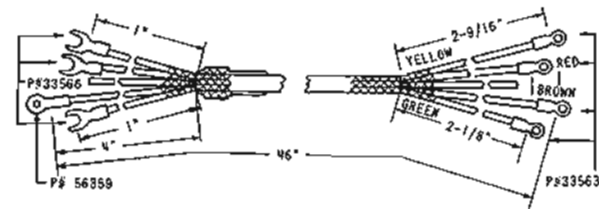
Tracer colors solid, red, orange and black. Replaces A. E. Nos. AH10, CD-306453, and D-542229 cords.

**Code No. F454-G**

Tracer colors solid, black, red and yellow. Fits Kellogg Nos. F11 and F12 Grabaphones.

**Code No. F717-G**

Tracer colors solid, yellow, red and green. Used with Kellogg handset No. 39 and plug No. 182.

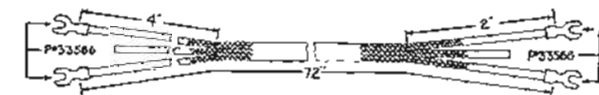
HANDSET CORDS [Cont'd]**Code No. F718-G**

Tracer colors solid, yellow, red and green. Used with Kellogg handset No. 39 and plug No. 139.

DESK STAND CORDS

KELLOGG desk stand cords are of the same sturdy construction as Kellogg handset cords. This insures long life, high conductivity and resistance to moisture. The cords listed here fit Kellogg equipment and equipment of other makes. Cords to meet other requirements than those listed can be quickly furnished on order.

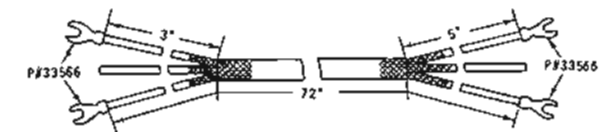
Any cord listed here can also be furnished in different lengths and trim to meet any special requirement. When ordering special cords, please be sure to specify the overall length, the length of the ends, and the code number of terminals desired. Actual size drawings of terminals and code numbers are shown on page 25. If convenient send a sketch of the cord you want with this information, or, better yet, send one of your old cords as a sample. This assures prompt, satisfactory service.

TWO CONDUCTOR**Code No. F665-D**

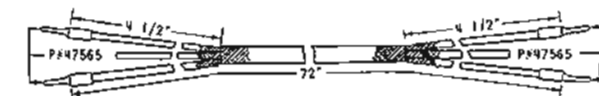
Tracer colors solid and black. Fits Kellogg Nos. F-39, F-75, F-97, F-111 and other stands provided with terminals for flat type tips and the 900 and 925 type Combination Masterphones. Replaces Kellogg No. F100-D cord.

Code No. 665-D

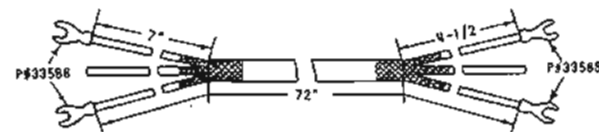
Same as Code No. F665-D except having spike or pin tips. Replaces Kellogg No. 100-D cord.

**Code No. F665-DA**

Tracer colors solid and red. Replaces A.E. No. AD-12, CD-203472 and D-541871 cord.

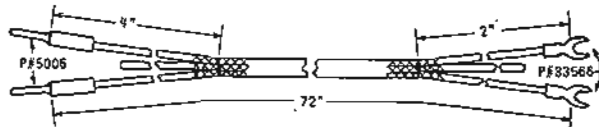
**Code No. 665-DA**

Tracer colors green and red. Replaces S.C. No. MD-2D cord.

**Code No. F665-DB**

Tracer colors green and red. Replaces S.C. No. MD-2F cord.

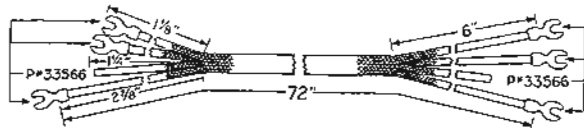
DESK STAND CORDS [Cont'd]



Code No. 667-D

Tracer colors solid and black. Replaces Kellogg No. 581-D cord.

THREE CONDUCTOR

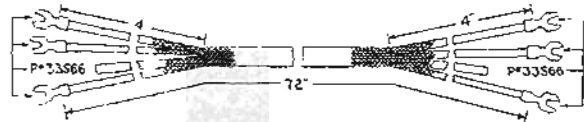


Code No. F639-D

Tracer colors green, red, yellow. Replaces Kellogg No. F479-D and W.E. No. 550 cord.

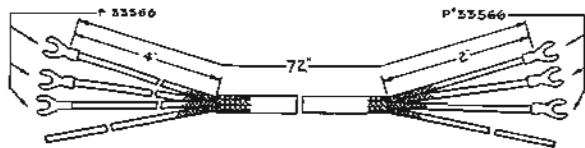
Code No. F730-D

Green, red and yellow rubber covered conductors. Replaces W.E. No. D3P9 cord. Same as No. F639-D except with colored rubber. Equipped with metal stay clip.



Code No. F640-D

Tracer colors green, red, yellow. Fits Kellogg Nos. F115-A, F118, F118-B, F135, F138 and F301 stands and the 900 and 925 "B" type Combination Masterphones. Replaces Kellogg No. F636-D cord.

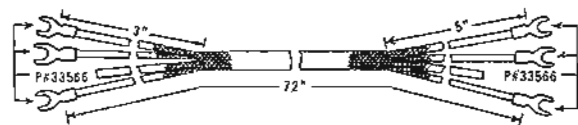


Code No. F641-D

Tracer colors solid, black and yellow. Fits Kellogg Nos. F84, F110, F115 and other stands provided with terminals for flat tips. Replaces Kellogg No. F150-D cord.

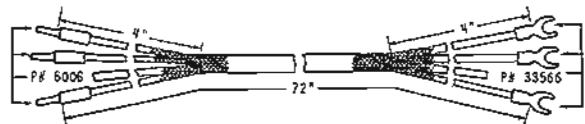
Code No. 641-D

Same as above except having spike or pin tips. Replaces Kellogg No. 150-D cord.



Code No. F641-DA

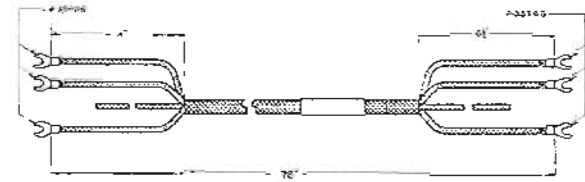
Tracer colors solid, orange and red. Replaces A.E. AD-10, CD-209472, D-542275 and D-541844 cords.



Code No. 669-D

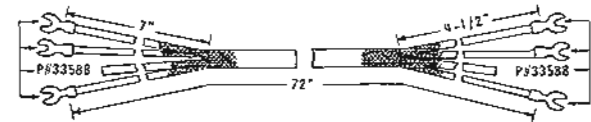
Tracer colors solid red, yellow. A general purpose replacement cord for old style equipment. Replaces Kellogg No. 452-D cord.

DESK STAND CORDS [Cont'd]



Code No. F674-D

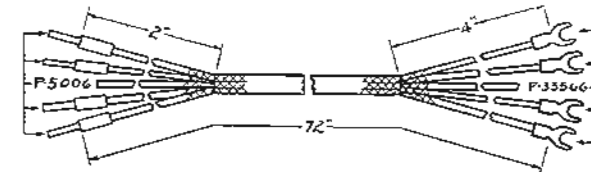
Tracer colors red, yellow, green. Fits Kellogg Nos. 700, 725, 900-A and 925-A Masterphones.



Code No. F686-D

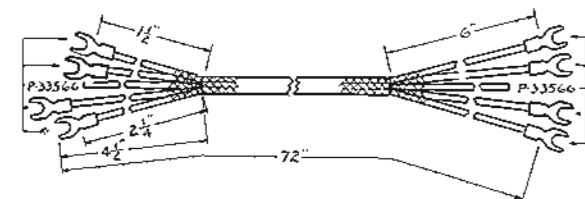
Tracer colors green, red and yellow. Replaces S.C. No. MD-3C and MD-3F cord.

FOUR CONDUCTOR



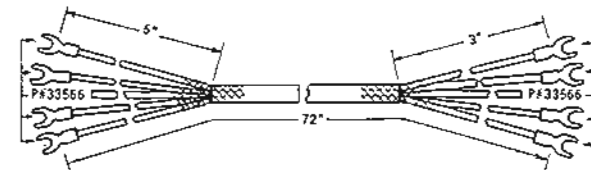
Code No. 189-D

Tracer colors solid, black, red, yellow. Fits most four-conductor stands where a spike or spade terminal can be used.



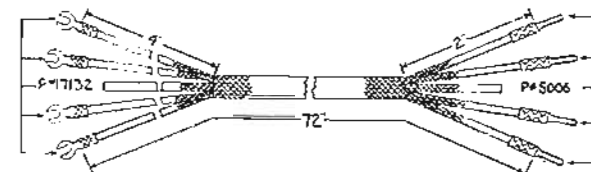
Code No. F480-D

Tracer colors solid, black, red, yellow. Replaces W.E. No. 231 cord.



Code No. F480-DA

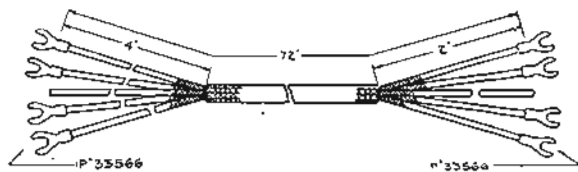
Tracer colors solid, red, orange and black. Replaces A.E. No. AD-13, CD-215472 and D-542273 cords.



Code No. 487-D

Tracer colors solid, black, red, yellow. Fits Monarch Magneto stands.

DESK STAND CORDS [Cont'd]

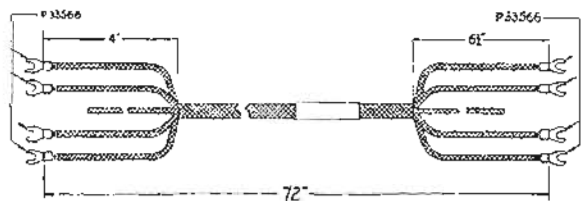


Code No. F666-D

Tracer colors solid, black, red, yellow. For 4 conductor magneto stands and desk set boxes provided with terminals for flat type tips. Replaces Kellogg No. F102-D cord.

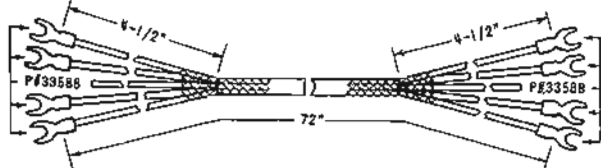
Code No. 666-D

Same as above except having spike or pin tips. Replaces Kellogg No. 102-D cord.



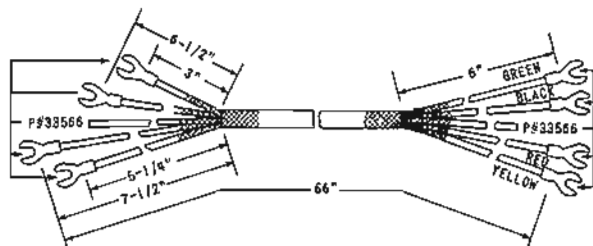
Code No. F685-D

Tracer colors solid red, yellow, green. Fits Kellogg Nos. 710, 730, 900 and 925 Masterphones.



Code No. F685-DA

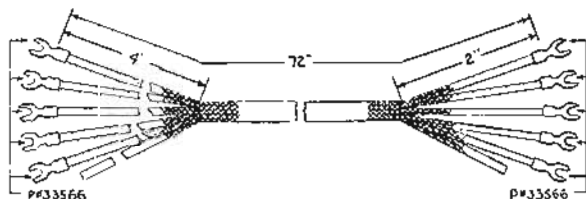
Tracer colors green, red, blue and orange. Replaces S.C. No. MD-4C cord.



Code No. F731-D

Green, red, yellow and black rubber covered conductors. Replaces W.E. No. D4S9 cord. Equipped with metal stay clip.

FIVE CONDUCTOR



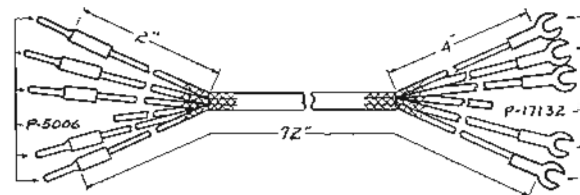
Code No. F103-D

Tracer colors solid, black, red, yellow and white. Principally used with inter-communicating systems.

Code No. 103-D

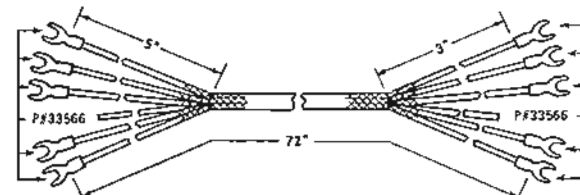
Same as Code No. F103-D except having spike or pin tips.

DESK STAND CORDS [Cont'd]



Code No. 488-D

Tracer colors solid, black, red, yellow, white.



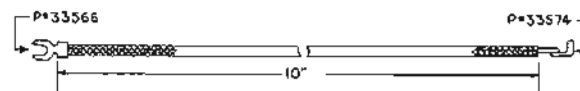
Code No. F720-D

Tracers green, red, yellow, black and white. Replaces A.E. No. AD-11, CD-225472, D541864-A and 542499-A cords.

NOTE

Other multi-conductor cords with various tracer colors, overall lengths, length of ends, and with any type terminal can be supplied on order. Simply send specifications, a sketch, or better yet, a sample.

DESK STAND TRANSMITTER CORDS



Code No. 505-T

Code No. 505 transmitter cord replaces W.E. No. 548. It is of the same construction as Kellogg eighteen strand desk stand cords except with green silk overall braid.

RECEIVER CORDS

KELLOGG receiver cords, like Kellogg desk stand cords, are so widely used because of their long life, high conductivity and resistance to moisture qualities. They are of the same construction as the desk stand cords. Listed below are cords to fit all standard Kellogg receivers, and receivers of other makes. Cords requiring length and terminals differing from those here listed, can be quickly furnished to meet special requirements. Simply send a rough sketch showing size, trim and terminal specifications, or better yet, send one of your old cords as a sample.



Code No. F644-TR

Tracer colors solid and black. Replaces Kellogg No. F98-TR, Leich No. 11-C and A.E. No. D-541846 cords. Fits Kellogg F41-A receiver and many other types.

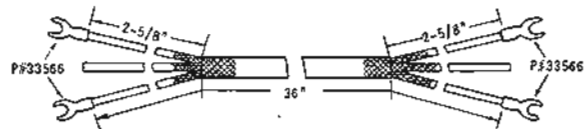
Code No. 644-TR

The 644-TR is the same as F644-TR except with spike or pin tips. Replaces Kellogg No. 98-TR cord and Leich 11-8 cord.

Code No. F716-TR

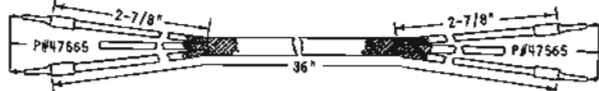
The F716-TR is the same as F644-TR except conductor insulator is rubber instead of silk. Used in Kellogg No. 4901 outdoor telephone and No. F41-EA receiver. For use wherever a weatherproof cord is required.

RECEIVER CORDS [Cont'd]



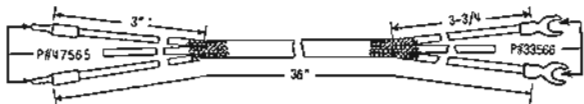
Code No. F644-RA

Tracer colors red and green. Replaces A.E. Nos. AR-12, M5431 and CD-109436 cord.



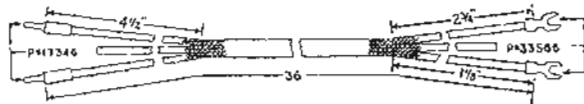
Code No. 644-RA

Tracer colors red and green. Replaces A.E. Nos. AR-31, CD-100436, MC-54201 and MC-5429 cords.



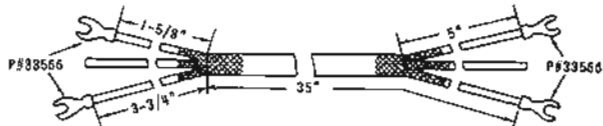
Code No. F642-TR

Tracer colors solid and black. Replaces Kellogg No. 197TR cord; S.C. No. MR-21 cord; A.E. Nos. AR-11, CD-104436 and MC-5430 cord; Leich No. 11-A cord.



Code No. 646-TR

Tracer colors white and green. Replaces Kellogg No. 207-TR cord and W.E. No. 549. Standard for W.E. desk stand; also for 40-P W.E. transmitter arm.

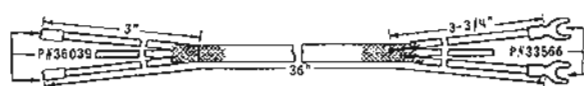


Code No. F732-R

Green and white rubber covered conductors. Replaces W.E. No. R2B cord. Used with W.E. desk stands Nos. 51-C, 51-AL, or 51-CN with No. 144 receiver. Also used with W.E. No. 20-CC transmitter arm. Equipped with metal stay clip.

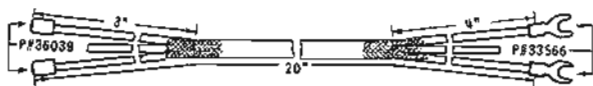
Code No. 617-TR

72-inch cord made to fit double head set with receivers in series. Pin tips.



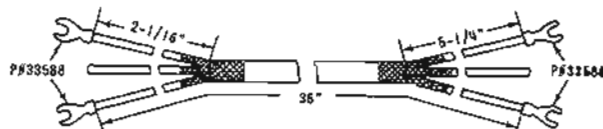
Code No. 668-TR

Tracers solid and black. Used with Kellogg receiver No. 80.



Code No. 682-TR

Tracers solid and black. Used with Kellogg weather-proof telephone No. 4883 and Kellogg receiver No. 81.



Code No. F687-TR

Tracer colors solid and black. Replaces S.C. No. MR-26 cord.

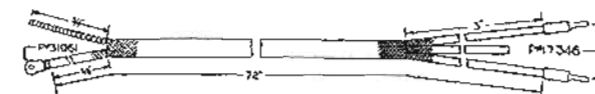
OPERATORS' CORDS

KELLOGG operators' cords are of the same construction as Kellogg desk stand cords. They are purchased for their long life, high conductivity and resistance to moisture qualities.

The conductors are made of a high quality bronze tinsel scientifically braided to give maximum wear and flexibility. Kellogg cords withstand the twisting, jerking and bending which operators' cords are constantly subjected to without noising up. The tinsel conductor is absolutely sealed against moisture and oxidation by the use of special insulation.

All standard cords for Kellogg operators' equipment are listed below. In addition, there are cords to fit other makes of equipment. Cords requiring different length and trim than those shown can be quickly furnished to meet special requirements. When ordering cords not listed please send complete information including a sketch. When possible send a sample of an old cord.

NOTE: Cords with spike tips may be used with equipment requiring plug type tips by simply trimming the ends off the spike tips.

OPERATORS' RECEIVER CORDS
TWO CONDUCTOR

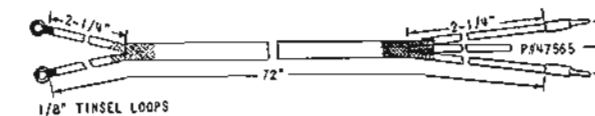
Code No. 708-OR

Tracer colors solid, black. Diameter at plug end .292 to .312 inches for 5/16" 18 Whit. Tap. Formerly standard on Kellogg switchboards. Replaces Kellogg No. 26-OR cord and Leich No. 31 operator's receiver cord. Fits Kellogg Nos. 107, 168, and W.E. No. 47 plugs.



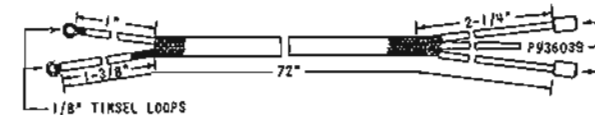
Code No. 710-OR

Tracer colors solid and black. Replaces Kellogg No. 110-OR cord. Standard on Kellogg boards using suspended type transmitter. Fits Kellogg Nos. 145 and 146 plugs and Kellogg receiver No. 85-A.



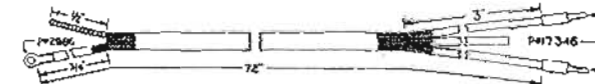
Code No. 710-OA

Tracers solid and red. Replaces A.E. Nos. DA-10, CD-502472, and MC-5499 cords.



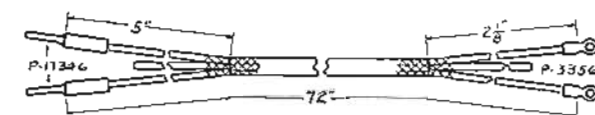
Code No. 710-OB

Tracer colors green and red. Replaces S.C. No. MO-21 cord.



Code No. 237-OR

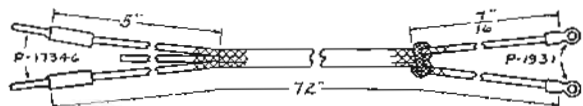
Tracer colors solid, black. Diameter at plug end .196 to .216 (for 12-24 Whit. Tap.). Fits Kellogg No. 75 plug.



Code No. 466-OR

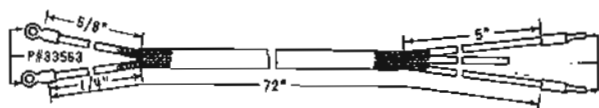
Tracer colors solid, black. Fits Kellogg No. 139 plugs. Replaces W.E. cord No. 254.

OPERATORS' RECEIVER CORDS [Cont'd]



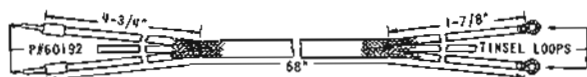
Code No. 468-OR

Tracer colors solid, black. Knotted at plug end. Replaces W.E. No. 30 cord.



Code No. 492-OR

Tracer colors solid and red. Replaces W.E. No. 369 cord.



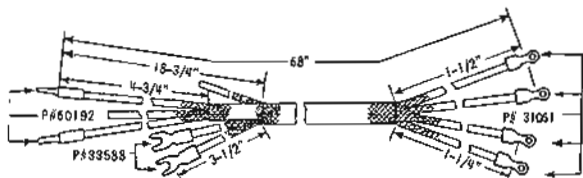
Code No. 719-OR

Tracer colors red and yellow. Used with Kellogg No. 182 plug.

NOTE: See page 25 for Suspended Type Transmitter Cords.

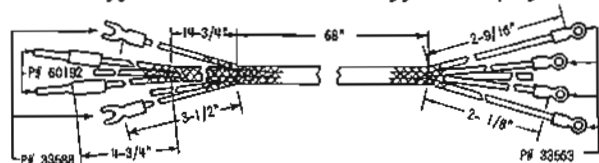
FOR BREASTPLATE TRANSMITTER TYPE OPERATOR'S SETS

FOUR CONDUCTOR



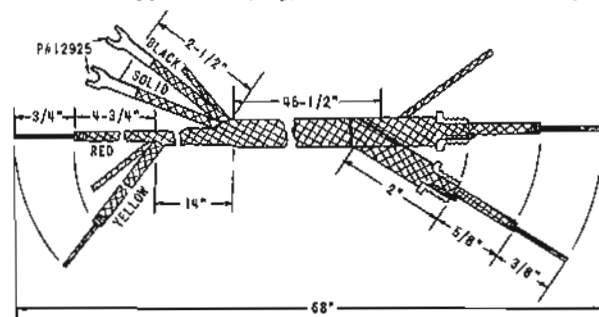
Code No. 712-O

Transmitter tracer colors solid, black; receiver red, yellow. Replaces Kellogg No. 67-O cord. Fits Kellogg No. 25 plug.



Code No. 709-O

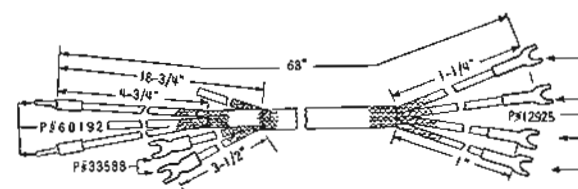
Transmitter tracer colors solid, blue; receiver red, yellow. Replaces Kellogg No. 199-O cords; W.E. No. L4B cord; and Leich No. 14-B cord. Fits Kellogg No. 139 plug, W.E. Nos. 103, 112 and 137 plugs.



Code No. 483-O

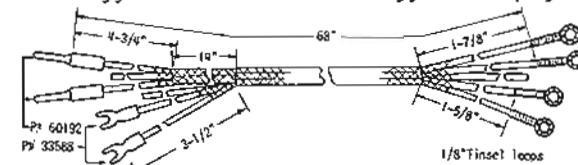
Tracer colors solid, red, black and yellow. Replaces A.E. Nos. DB-10, CD-507488, and MC-5496 cords.

BREASTPLATE TRANSMITTER [Cont'd]



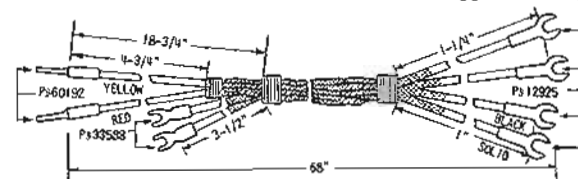
Code No. 721-O

Transmitter tracer colors black, solid; receiver red, yellow. Replaces Kellogg No. 670-O cord. Fits Kellogg No. 145 plug.



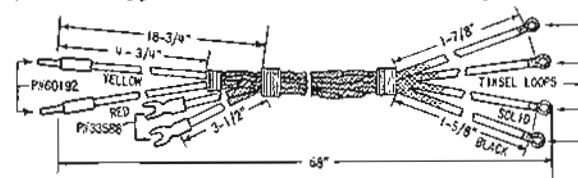
Code No. 722-O

Transmitter tracer colors black, solid; receiver red, yellow. Replaces Kellogg No. 672-O cord, A.E. cords Nos. DB-12, MC-54220 and CD-509464 and S.C. No. MO-4F cord. Fits Kellogg No. 182 plug.



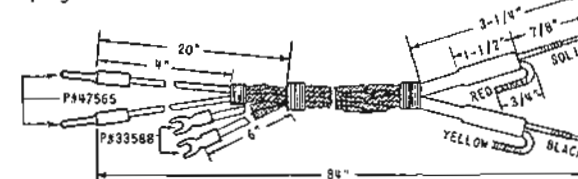
Code No. 711-O

Transmitter tracer colors solid and black; receiver red and yellow. Replaces Kellogg No. 111-O cord. Used with Kellogg No. 145 plug.



Code No. 713-O

Transmitter tracer colors solid and black; receiver red and yellow. Replaces Kellogg No. 439-O cord; A.E. cords Nos. DB-12, MC-54220 and CD-509464. Leich No. 30-RL cord. Used with Kellogg No. 182 plug.

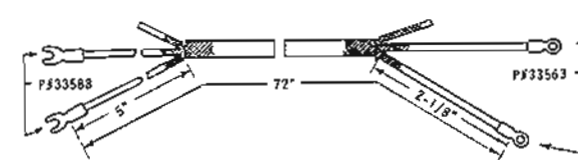


E.S. 2037 Item 1

Tracer colors solid, red, black and orange. Replaces A.E. cords Nos. DB-11, CD-506488 and MC-5497.

BREASTPLATE TRANSMITTER CORD

TWO CONDUCTOR



Code No. 726-T

Tracer colors solid and black. Replaces W.E. cord No. L-2C.

SWITCHBOARD CORDS

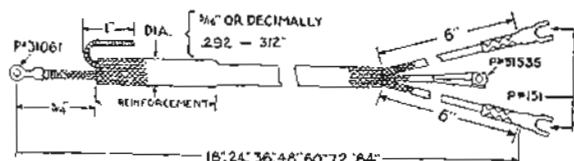
Tinsel

THE use of Kellogg all tinsel switchboard cords is a real economy in switchboard maintenance. They combine low resistance, extreme flexibility and long life. Recommended for Kellogg Service switchboards and other equipment where traffic is heavy and operators work at high speed.

The conductors are made of a high quality bronze tinsel. A durable, moisture-proof covering of the finest insulating material obtainable is applied to the conductors. The individual conductors are then twisted together with sufficient rope filler to make a smooth, round cord. A cotton inner braid, and then a tough glazed outer braid is woven over the insulated conductors. A double layer of this tough outer braid material is applied for a distance of 12 inches from the plug end to give that extra reinforcement which prolongs cord life.

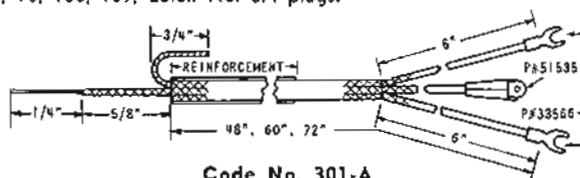
The standard color of the outer braid is white, but red or green can be furnished when specified. When desired, cords will be furnished complete with switchboard plugs attached. In such cases, furnish the code number of the plugs wanted. Specify the color of the outer braid.

TWO CONDUCTOR



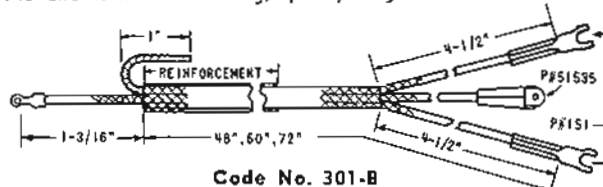
Code No. 301-TO

Diameter at plug end .292 to .312 inches. Fits Kellogg Nos. 3, 42, 70, 138, 109, Leich No. 3A plugs.



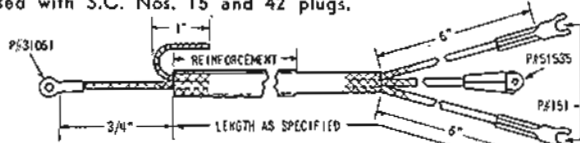
Code No. 301-A

Tracer colors blue and red. Replaces A.E. cord Nos. DS-10, CD-403448, DS-12, CD-403460, DS-13, CD-403472, DS-15, CD-404460, DS-14, CD-404472, MC-5442, MC-5443, MC-5444, MC-54103, and MC-54111. Used with A.E. plug Nos. MC-5702, MC-5743 and K-43. In ordering, specify length and color.



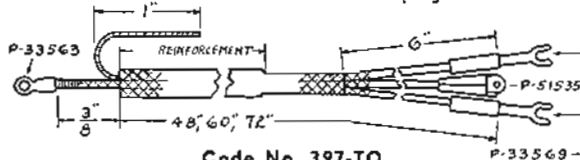
Code No. 301-B

Tracer colors solid and blue. Replaces S.C. No. MS-23G cord. Used with S.C. Nos. 15 and 42 plugs.



Code No. 324-TO

Tracer colors solid and blue. Replaces S.C. No. MS-22F cord. Used with Kellogg plugs Nos. 141 and 128; S.C. plugs Nos. 56 and 56-X. Also with Garford 2-conductor plugs.

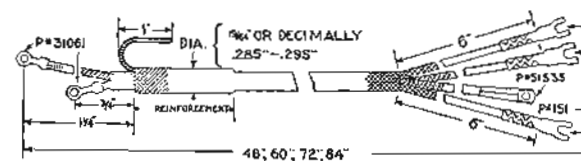


Code No. 397-TO

Diameter at plug end .310 to .328 inches. Fits No. 47 W.E. plug and Kellogg No. 247 plug. Replaces W.E. No. 493 and S-2A cords.

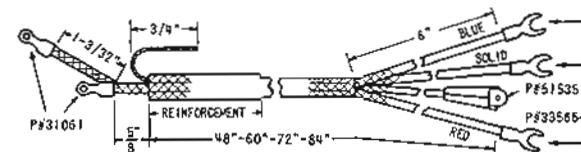
SWITCHBOARD CORDS [Cont'd]

THREE CONDUCTOR



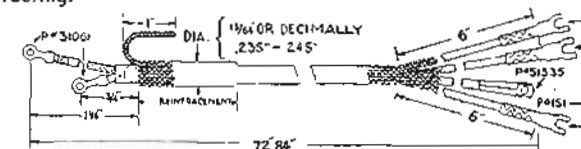
Code No. 309-TO

Diameter of plug end .285 to .295 inches. Fits Kellogg Nos. 12, 13, 106, 202 and 152 plugs.



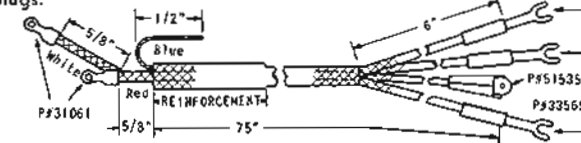
Code No. 309-A

Tracer colors solid, blue and red. Replaces A.E. cord Nos. DS-16, CD-406448, DS-17, CD-406460, DS-18, CD-406472, DS-19, CD-406484, MC-54229, MC-54230, and MC-54231. Used with A.E. plug Nos. K-23, K-55 and K-56. Specify length and color in ordering.



Code No. 326-TO

Diameter of plug end .250 to .270 inches. Fits Kellogg No. 201 plugs.



Code No. 390-TO

Diameter of plug end .261 to .281 inches. Replaces Kellogg cord No. 396-TO; S.C. cord No. MS-32K; W.E. cord No. S-3A. Fits Kellogg No. 185, W.E. No. 109 plug.

Code No. 391-TO

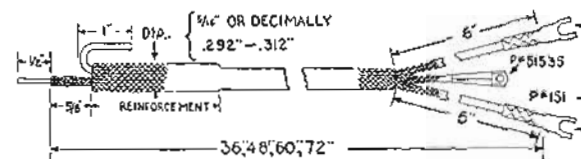
Same as No. 390-TO except diameter of plug end .292 to .312 inches. Replaces W.E. cord No. S-38. Fits Kellogg No. 191, W.E. No. 110 plug.

Steel and Tinsel

Kellogg steel and tinsel cords are known for their durability and the ease with which they may be cut back. They consist of spiral steel piano wire conductors wrapped over the finest quality braided tinsel. The steel gives the cord long life, while the tinsel furnishes low resistance. This construction assures a most satisfactory cord from a transmission standpoint, and the most economical cord from the standpoint of service life.

When it is desired to have switchboard plugs attached to the cords at the Kellogg factory, please be sure to specify on your order the code number of the plugs desired.

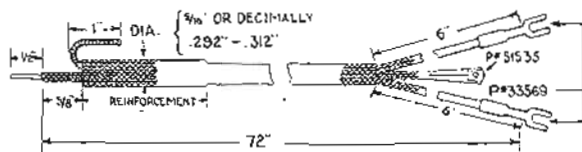
TWO CONDUCTOR



Code No. 304-ST

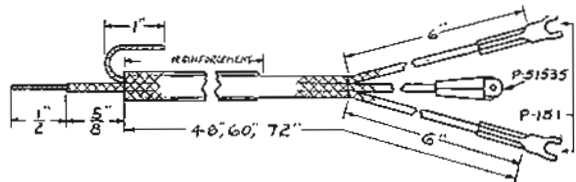
Kellogg standard diameter at plug end .292 to .312 inches. Fits Kellogg Nos. 3, 42, 70, 130, 187, A.E. No. 1188 plugs.

SWITCHBOARD CORDS [Cont'd]



Code No. 353-ST

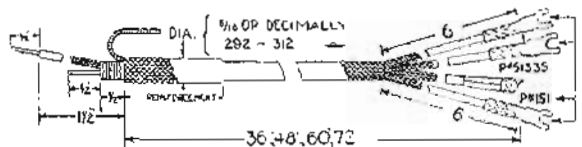
Diameter at plug end .292 to .312 inches. Fits W.E. No. 47 plug.



Code No. 323-ST

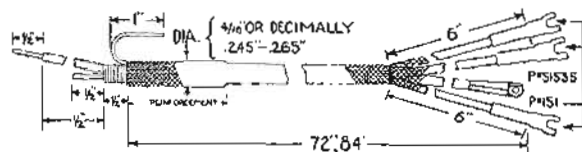
Diameter at plug end .245 to .265 inches. Fits Kellogg No. 211, S.C. Nos. 56, and 67 plugs.

THREE CONDUCTOR



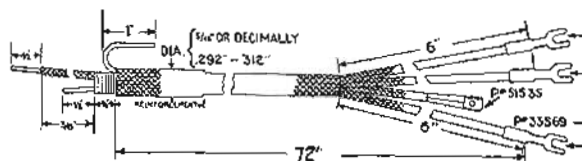
Code No. 303-ST

Diameter at plug end .292 to .312 inches. Fits Kellogg Nos. 12, 13, 74, 106, 152, 202 and Leich plugs.



Code No. 325-ST

Diameter at plug end .245 to .265 inches. Fits Kellogg No. 201, Garford No. 54, S.C. Nos. 55, 55N, 55NX plugs.



Code No. 358-ST

Diameter at plug end .292 to .312 inches. Fits Kellogg No. 191 W.E. No. 110 plugs.

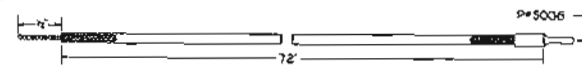
SWITCHBOARD PATCHING CORDS

KELLOGG switchboard patching cords are made in a wide variety of types to meet the requirements of all telephone exchanges. They are generally made to order to fit the exact condition of the central office equipment. These cords are made from one, two, or three conductor switchboard cordage of either all tinsel, or steel and tinsel construction. When sending orders for, or requesting information on Kellogg switchboard patching cords, include a sketch or send a sample. The code number of the switchboard plugs required should also accompany the order.

Kellogg

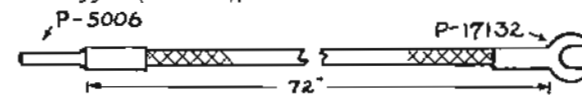
SWITCHBOARD SUSPENDED TYPE TRANSMITTER CORDS

KELLOGG switchboard transmitter cords are of the same construction as Kellogg desk stand cords. They can be relied upon for long life, high conductivity, and resistance to moisture.



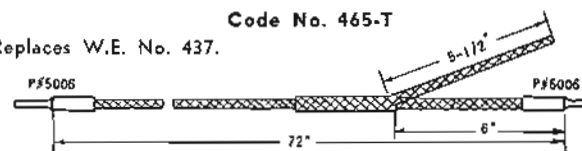
Code No. 499-T

For Kellogg suspended type transmitter.



Code No. 465-T

Replaces W.E. No. 437.



Code No. 261-OT

A general purpose single conductor cord for suspended type transmitter or test set use.

FLEXIBLE INSULATED STRANDED WIRE

For Transmitter and Ringer Leads

F137 wire is extensively used in Kellogg desk and wall telephones. It consists of 15 strands of bare copper wire of finest quality over which is placed two silk wrappings followed by a blue and red cotton overall, non-raveling braid. F1107 consists of 16 strands of tinned copper with 1/64" rubber cover, and braided same as F137.

Code No.
F137
F1107

Color
Blue and Red
Blue and Red

Approximate
Feet Per Pound
165
110

CORD TIPS—ACTUAL SIZE



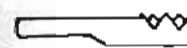
No. 151



No. 1931



No. 2986




No. 5006



No. 12925



No. 17132



No. 17346



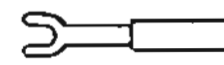
No. 31061



No. 33563



No. 33566



No. 33568-9



No. 33574



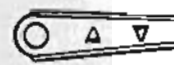
No. 33588



No. 36039




No. 47565



No. 51535




No. 56359



No. 60192


Kellogg



FROM SKEINS TO SPOOLS! Here is where silk and cotton are put on spools for use on the automatic braiding and cording machines. Hundreds and hundreds of these spools, containing miles and miles of thread, are needed to keep this great Kellogg Cord department supplied.




90 MILES A DAY! This is the kind of speed at which these machines insulate wire and finzel. Each machine of this group applies up to 3 coverings of silk or cotton to 6 different conductors AT THE SAME TIME! Only purified silk and long-fibre cotton of the highest grade are used.




1200 TO 2000 FEET EVERY 8 HOURS! These are the speedy 16-spindle braiders which handle all of the individual conductors for Kellogg telephone and switchboard cords, jumper wire, etc. Each machine in this giant battery can produce over 1/3 of a mile of braided conductors per day.

MAKING KELLOGG CORDS

THESE VIEWS GIVE SOME IDEA OF THE GIGANTIC SIZE, ENORMOUS FACILITIES, MODERN MACHINES, AND THE EXCELLENT WORKING CONDITIONS OF THE KELLOGG CORD DEPARTMENT. THESE THINGS CONTRIBUTE TO ECONOMICAL PRODUCTION AND MAKE FOR THE GREATEST CORD VALUES.



QUICKER THAN THE EYE! Here are the high speed "Maypole" type braiding machines which apply the overall braid to the cords. Each machine has 32 spindles traveling around the center and interweaving with each other. They flash around so fast that the eye can hardly follow. Conductors are fed through the center and come out as finished cords at the rate of 3000 per day for each machine.



EXPERIENCE COUNTS! Vast floor space in the great new Kellogg factory is devoted to the manufacture of telephone and switchboard cords. Here is where machines, materials and experts collaborate in the production of these cords which have long been recognized as the finest in the industry. The average experience of Kellogg cord department operators covers more than 10 years each.

KELLOGG SWITCHBOARD AND SUPPLY COMPANY
6650 S. CICERO AVE.,
CHICAGO

C O R D P R I C E S
Effective - June 3, 1938

- Prices in this list are F.O.B. Chicago, Illinois
- All prices are subject to change without notice.
- Prices are subject to the following discounts to users:

All cords:	1 to 149	Net
	150 to 249	5% discount
	250 to 499	10% discount
	500 to 999	15% discount
	1000 to 2999	20% discount
	3000 & over	25% discount

Cordage:

1 to 99 feet	-Net
100 to 499 feet	-10% discount
500 feet & over	-15% discount

Cords of all types may be assembled in one order to obtain quantity discount. An order may consist of a definite number of cords to be shipped to different points.

- Prices are net 30 days.
- Firm orders for a definite number of cords will be taken to cover a period of not to exceed one year, at the end of which period the customer will accept balance due or pay full amount due on the order or contract.

SWITCHBOARD CORDS

Moisture-Proof

DESCRIPTION	TINSEL CORDS Price Each	STEEL & TINSEL CORDS Price Each
2 conductor 4 foot	\$0.46	\$0.51
2 conductor 5 foot	.50	.56
2 conductor 6 foot	.53	.61
2 conductor 7 foot	.60	.66
2 conductor 8 foot	.65	.72
3 conductor 4 foot	.60	.72
3 conductor 5 foot	.66	.80
3 conductor 6 foot	.72	.85
3 conductor 7 foot	.78	.94
3 conductor 8 foot	.84	1.00

DESK STAND CORDS

Moisture-Proof, Mercerized Cotton

DESCRIPTION	Price Each
2 conductor 6 foot	\$0.27
3 conductor 6 foot	.43
4 conductor 6 foot	.54
5 conductor 6 foot	.67

RECEIVER CORDS

Moisture-Proof, Mercerized Cotton

30 inch	.17
36 inch	.18

HAND SET CORDS

Moisture-Proof, Mercerized Cotton

3 conductor 4 foot	.40
3 conductor 6 foot	.44
4 conductor 4 foot	.50

OPERATORS CORDS

2 conductor 6 foot Central Office Operators' Cords (Built up on plug end) Moisture-Proof, Spun Silk	.58
2 conductor 6 foot Operators' Receiver Cords Moisture-Proof, Mercerized Cotton	.46
4 conductor Operators' Breastplate Transmitter Cords 6 foot Moisture-Proof, Spun Silk	.87
8 foot Moisture-Proof, Spun Silk	1.04
4 conductor 6 foot Plaited Type Operators' Breastplate Cords Standard, Spun Silk	.87
Standard, Spun Silk - 8 foot	1.00
Single conductor 6 foot Transmitter Cords for Suspended Type Transmitters Moisture-Proof, Spun Silk	.16

FLEXIBLE INSULATED STRANDED WIRE

FOR TRANSMITTER & RINGER LEADS

Moisture-Proof Mercerized Cotton Cordage

2 conductor	\$3.75 per	100 feet
3 conductor	5.25 per	100 feet
4 conductor	6.50 per	100 feet
5 conductor	7.75 per	100 feet